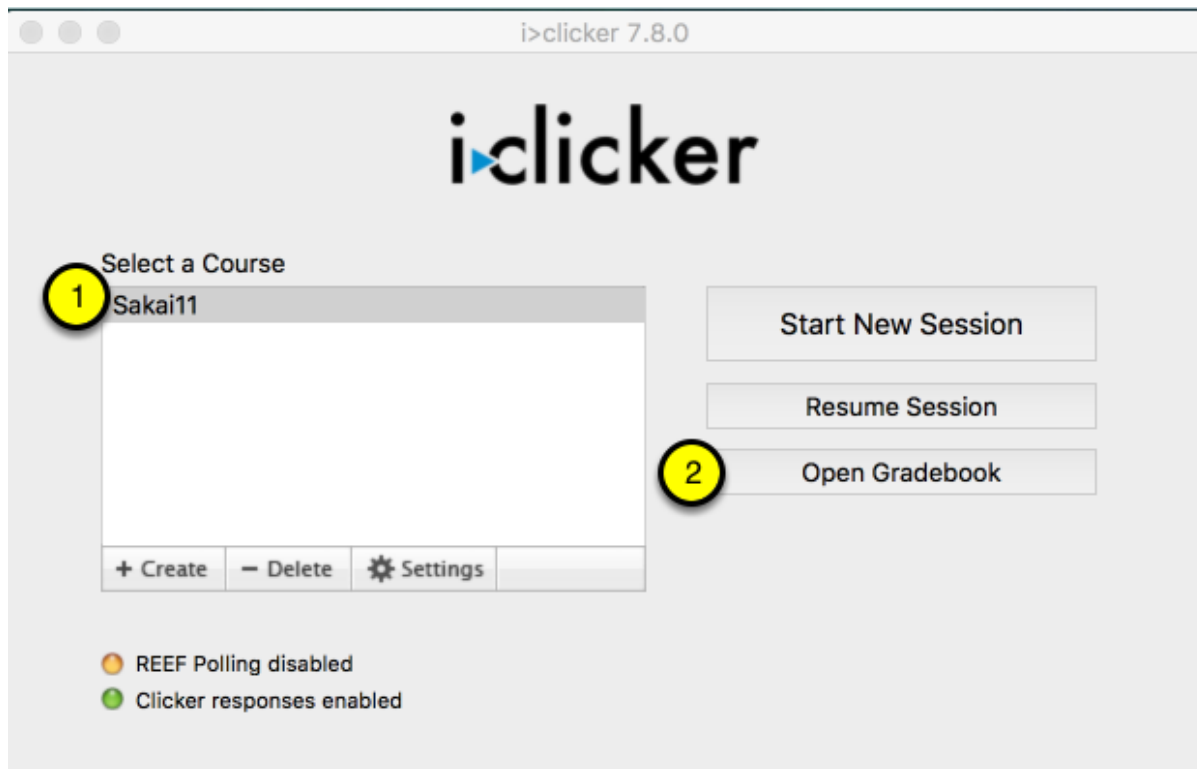


How do I sync session scores to the Sakai Gradebook?

Select Course

Highlight course and click Open Gradebook



Sync Scores

Click on the Sync Scores tab at the top of the new window.

Sakai11

Settings Reports Export Sync Roster **Sync Scores** Students

Name	Course Average	Course Total	Performance Total	Participation Total	Session 1 11/22/16
					View
Possible Poi...		5.00	4.00	1.00	5.00
Average Poi...		3.50	2.50	1.00	3.50
Average %		70%	62%	100%	70%
38D8C121	80%	4.00	3.00	1.00	4.00
38DD9E7B	60%	3.00	2.00	1.00	3.00
39313139	60%	3.00	2.00	1.00	3.00
39387C7D	80%	4.00	3.00	1.00	4.00
Fain, Gwin	0%	0.00	0.00	0.00	Ab
Fain2, Gwin	0%	0.00	0.00	0.00	Ab
Obando, Jen	0%	0.00	0.00	0.00	Ab
Pagán, Evelyn	0%	0.00	0.00	0.00	Ab

Choose Session

If you have multiple sessions, select which one(s) you want to send to the Sakai Gradebook and then click Next.

Upload Scores to LMS

Select the session(s) to upload.

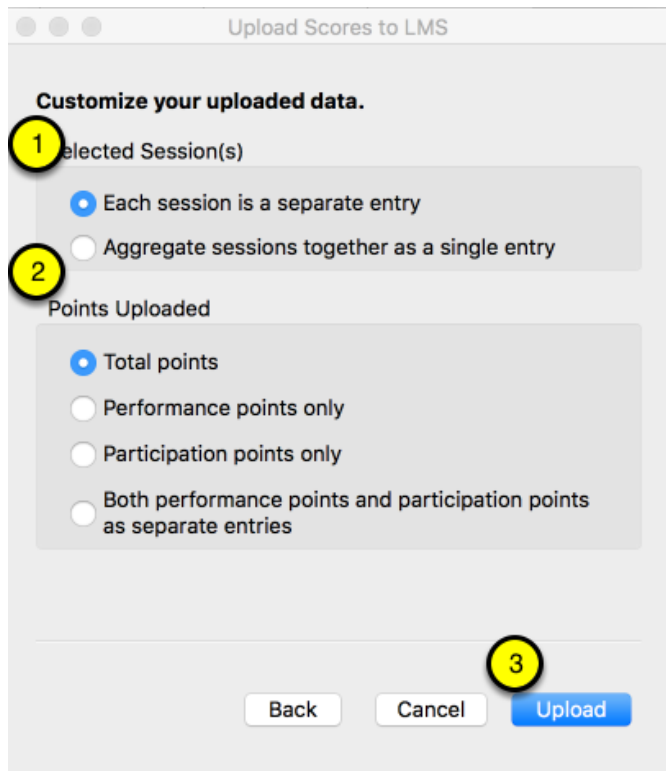
Session Title	Date
<input type="checkbox"/> Session 1	Tuesday, November 22, 2016, 1:4...

Select All Deselect All

Cancel Next

Choose your Syncing Settings

You have the choice to upload each session as its own entry OR to upload all sessions as one score. You can also choose to upload total points, performance points only, participation points only or both participation and performance points as separate entries. Once you have made your selection, click Upload.

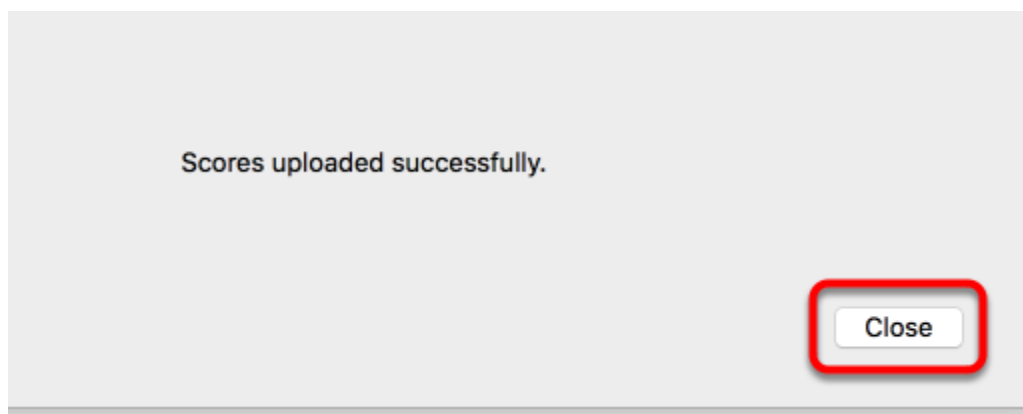


The screenshot shows a dialog box titled "Upload Scores to LMS". It has a header "Customize your uploaded data." and three numbered callouts in yellow circles: 1, 2, and 3. Callout 1 points to the "Selected Session(s)" label. Callout 2 points to the radio button for "Each session is a separate entry". Callout 3 points to the "Upload" button. The dialog contains the following options:

- Selected Session(s)**
 - Each session is a separate entry
 - Aggregate sessions together as a single entry
- Points Uploaded**
 - Total points
 - Performance points only
 - Participation points only
 - Both performance points and participation points as separate entries

At the bottom, there are three buttons: "Back", "Cancel", and "Upload".

Click Close



View Scores in Gradebook

Session data may show up as Uncategorized in your Gradebook if you have set your gradebook up with categories. You can reassign it as necessary.

ms **Show/Hide Items** **Group By Category**

Uncategorized

<input checked="" type="checkbox"/> Quiz 3 Total: 60 Due: 11/11/2016	Session 1 Total: 5 Due: -
	4
	3
	4