






Community Focus Week of May 23, 2016

A Sampling of Activities from the Boardmaker Online Community this Week

Shared Activity	Description	Implementation
 <p>Wildfires</p>	<p>Wildfires Interactive Book & Wildfires Printable Book</p> <p>(search Wildfires on Community or find in Ft. McMurray Group)</p>	<ul style="list-style-type: none"> • Books to help your students understand wildfires, what they are, how they impact us and how we fight them. • Interactive version • Printable version • Implement in group instruction or assign individually to students.
 <p>Wildfires Q & A</p>	<p>Interactive, multiple choice activity to accompany printable or interactive Wildfires book.</p> <p>(search Wildfires on Community or find in Ft. McMurray Group)</p>	<ul style="list-style-type: none"> • Check or cement understanding about wildfires. • Use instructionally or to check understanding. • Assign to students for data collection.
 <p>We are Safe!</p>	<p>Printable social story about experiencing wildfires</p> <p>(search Wildfires on Community or find in Ft. McMurray Group)</p>	<ul style="list-style-type: none"> • Print this book for multiple readings. • Help students understand what is happening in their world. • Provides affirmation that we are safe, even with this upset.
 <p>Helpers During the Wildfires</p>	<p>Click and drag activity to show all of the helpers during the wildfire crisis.</p> <p>(search Wildfires on Community or find in Ft. McMurray Group)</p>	<ul style="list-style-type: none"> • Students drag all of the people who are helpers during the wildfire crisis. • Hint: all of them! • Implement in large or small group instruction or assign to students.
 <p>Talking About Wildfires</p>	<p>Print communication board to support explanation and communication about wildfires.</p> <p>(search Wildfires on Community or find in Ft. McMurray Group)</p>	<ul style="list-style-type: none"> • Sample communication board with vocabulary and symbols to talk about wildfires. • Use partner assisted input to introduce and model vocabulary. • Encourage student communication by pointing to symbols.