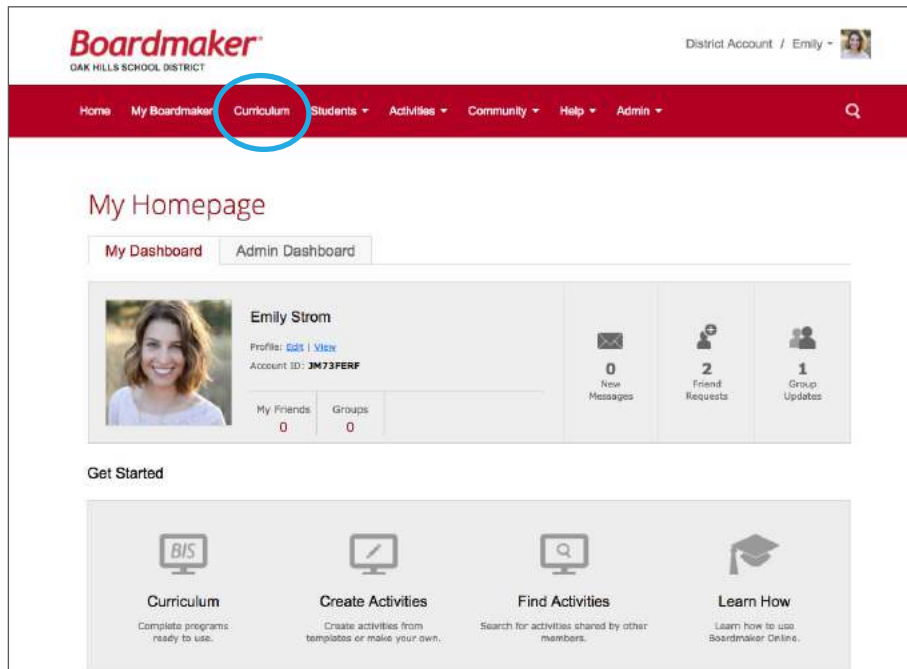



## Getting Started with Boardmaker Book Bridge

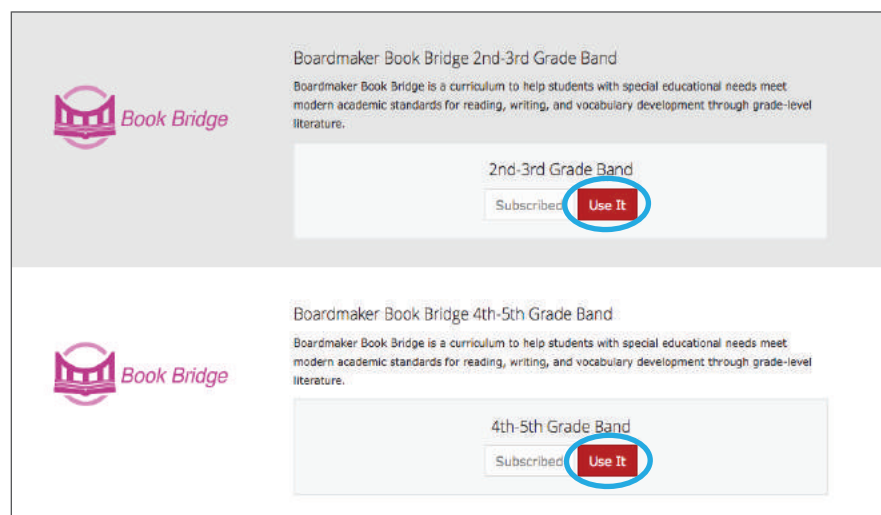
A literacy program that gives all elementary school students access to grade-level literature.

 To access, select **Curriculum**.

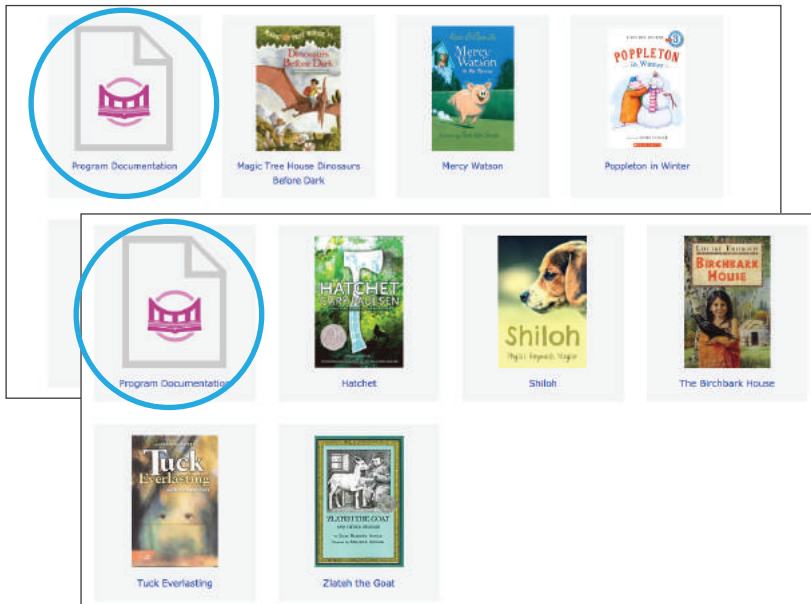



The screenshot shows the Boardmaker Book Bridge homepage. At the top, there is a navigation bar with the following items: Home, My Boardmaker, Curriculum (circled in blue), Students, Activities, Community, Help, and Admin. Below the navigation bar, the page is titled "My Homepage" and features a "My Dashboard" and "Admin Dashboard" section. The user profile for Emily Strom is displayed, including her name, profile picture, and account ID (JM73PERF). There are also statistics for "My Friends" (0), "Groups" (0), "New Messages" (0), "Friend Requests" (2), and "Group Updates" (1). Below the profile, there is a "Get Started" section with four cards: "Curriculum" (Complete programs ready to use.), "Create Activities" (Create activities from templates or make your own.), "Find Activities" (Search for activities shared by other members.), and "Learn How" (Learn how to use Boardmaker Online.).


 Select **Use It** to launch your targeted grade band.




The screenshot shows the Boardmaker Book Bridge curriculum selection page. It features two sections for different grade bands. The first section is for "Boardmaker Book Bridge 2nd-3rd Grade Band" and the second is for "Boardmaker Book Bridge 4th-5th Grade Band". Both sections include a description of the program and a "Use It" button (circled in blue) next to a "Subscribed" button.




 On the landing page, see the tiles listing each book.


 Select **Program Documentation** to find informative program level documents like the FAQs and the White Paper.

 On the landing page, select the book in which you want to teach.


### Magic Tree House: Dinosaurs Before Dark Quick Lesson Guide

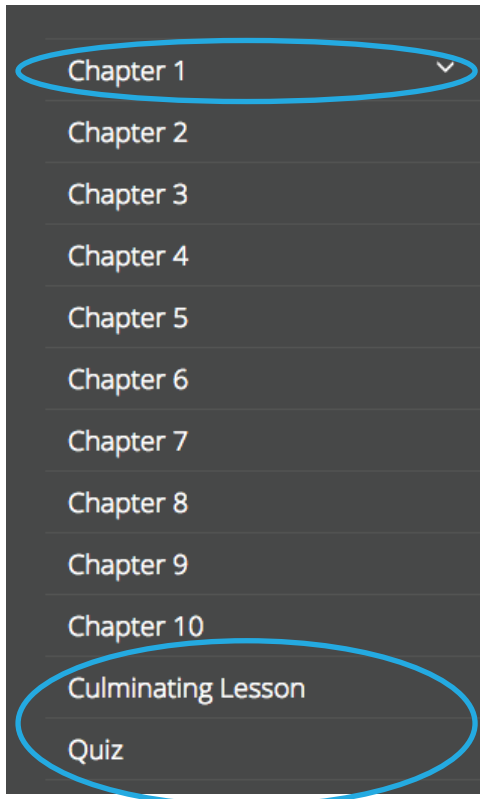



Lesson	Review	Vocab	Anchor	Read	Apply
Chapter 1: Meet the Characters		Vocab Routine: disappear, rope ladder, pretend, grip	Predictable Chart Writing: Use this activity to select some adjectives that describe you.	Choice Board: Read to describe Jack and Annie.	List Poem: Maximal Support, Moderate Support, Minimal Support: Write a list poem describing Jack and Annie.
Chapter 2: Blood Boats	Sequencing: Put the events from previous chapter in order.	Vocab Routine: peer, pteranodon, venish, creature	Recordable Visual Scene: Look at the bookshelf and talk about which books you'd want to read.	Choice Board: Read to find out what kind of book Jack chose.	Write a Book: Maximal Support, Moderate Support, Minimal Support: Write your own version of Jack's book.
Chapter 3: Strange Land	Sequencing: Put the events from previous chapter in order.	Vocab Routine: base, 'ome, ancient, reptile	Poll: Take a poll to determine which kind of place most people would live to live.	Choice Board: Read to imagine what the land of the dinosaurs might have looked like.	Stamp & Write: Maximal Support, Moderate Support, Minimal Support: Create a picture of the land of the dinosaurs and write about it.
Chapter 4: Pteranodon	Sequencing: Put the events from previous chapter in order.	Vocab Routine: crest, pado, mutant, fuzzy	Picture Blank: Use this activity to learn a little bit more about dinosaurs.	Choice Board: Read to learn about Henry the Pteranodon.	Name Poem: Maximal Support, Moderate Support, Minimal Support: Write a name poem describing Henry.
Chapter 5: Favorite Dinosaur	Sequencing: Put the events from previous chapter in order.	Vocab Routine: triceratops, gaze, medallion, promise	Graphic Organizer: Select the traits that you think make the Pteranodon interesting.	Choice Board: Read to decide which kind of dinosaur is your favorite.	Composition: Maximal Support, Moderate Support, Minimal Support: Write about your favorite dinosaur.
Chapter 6: Mystery Character	Sequencing: Put the events from previous chapter in order.	Vocab Routine: examine, gigantic, anatosaurus, colony	Sorting: Use this activity to compare and contrast Jack and Annie.	Choice Board: Read to decide which character is your favorite.	Stationery: Maximal Support, Moderate Support, Minimal Support: Write a letter to a classmate/teacher and describe your favorite character in this story.
Chapter 7: Tree House	Sequencing: Put the events from previous chapter in order.	Vocab Routine: tyrannosaurus, rex, scramble, pack, valley	Predictable Chart Writing: Select the adjectives you think describe a magic tree house.	Choice Board: Read to imagine what the magic tree house is like.	Haiku: Maximal Support, Moderate Support, Minimal Support: Write a haiku describing the magic tree house.
Chapter 8:	Sequencing:	Vocab Routine:	Matching:	Choice Board: Read	Stationery: Maximal Support,




Boardmaker Book Bridge ©2014 by Meyer-Johnson LLC a Tobin Dynamics company. All Rights Reserved Worldwide 1


 The **Quick Lesson Guide** is the first thing you will see. It is the roadmap for your day-to-day instruction.

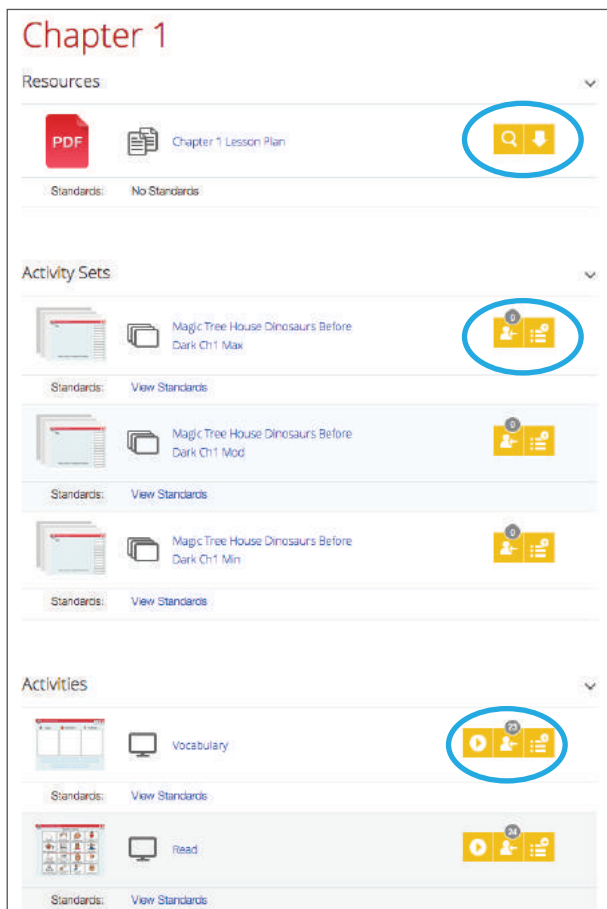



 Begin the unit by selecting **Chapter 1**.

 The **Chapter 1** folder find:


- A fully scripted **Lesson Plan**
- **Activity Sets**
- Individual Activities for the chapter

 Use the **Culminating Lesson** and **Quiz** at the end of the unit.



 Use the yellow toolbar to:

- Preview and download the **Lesson Plan**.
- Assign activities to students.
- Play activities.
- Add activities to **My Playlist**.

 For more information on getting started, reference the [Help and Training Center](#).

 Happy reading with Book Bridge!