

Location Page: Bids

After selecting the location, Bids are displayed. An announcement bar is also present at the top of the bids page if the location has announcements to show. To get back to Cash Bids if you navigate to another area of FarmView, access the Menu and select Cash Bids.

- 1 Select Cash Bids from the Menu screen (Figure 1).

A list of recently viewed locations is displayed (Figure 2). Select the location from this list, type in the search bar to find a different location, or use the Use my Location button to populate the map with locations around you and select the location from the map.

In this example, Fremont NE will be selected from the recently viewed locations.

The bids page is now displayed for Fremont NE (Figure 3).

To view bids for a different commodity, click the commodity name at the top. In this case bids are available for Corn and Soybeans. Soybeans bids are selected and viewable (Figure 4).

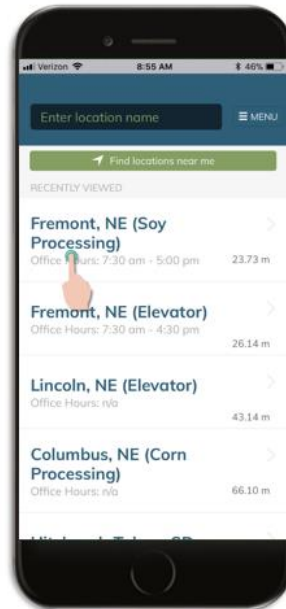


Figure 1

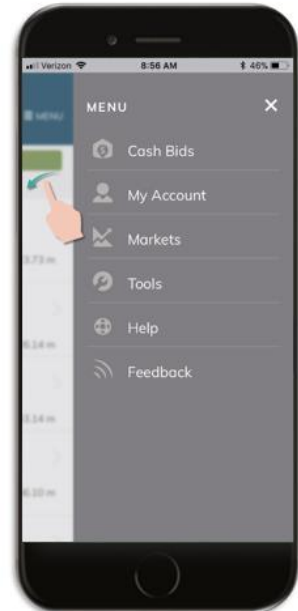


Figure 2

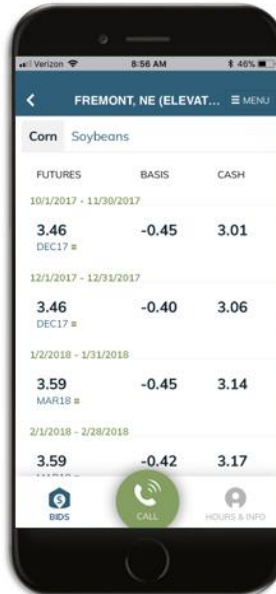


Figure 3

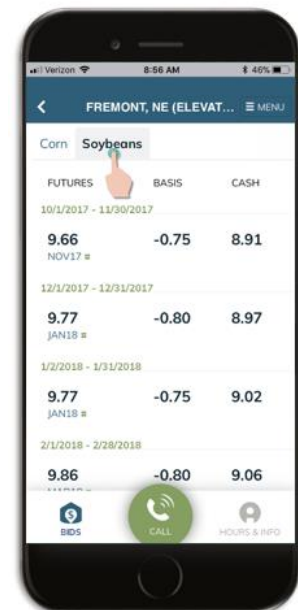


Figure 4

FarmView Support

Phone 833.276.8439

Email: FarmView@adm.com

