


Knowledge Base Tutorials

Product installation

REGISTERING A MEASUREUP PRODUCT KEY

and more

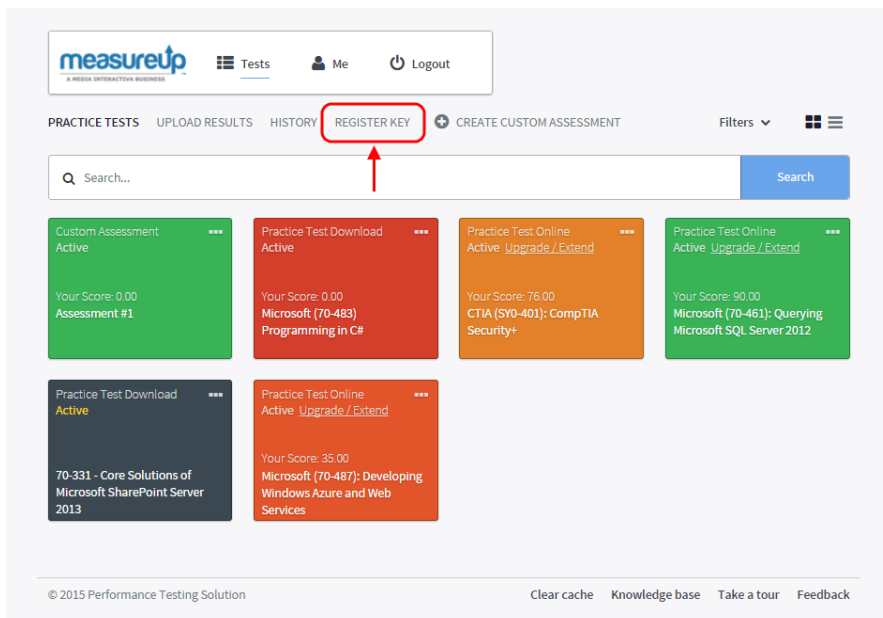
Registering a MeasureUp Product Key



When you make a purchase you must first register the Product Key before you will see the product in your Learning Locker. Your Product Key is included in the order notification you receive after a purchase has been made.

To register the product please follow these steps:

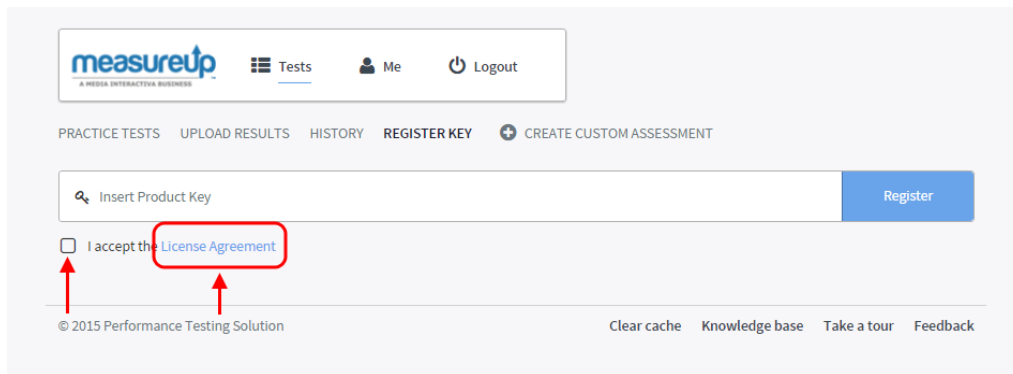
- 1) Log in and go to your **Learning Locker**. If you want more details about how to login, please see the article [How to login](#). If you are using a PLS (Partner Labeled Site), see the article [PLS Users: how to create an account and login](#) for detailed information.
- 2) Once you are in your **Learning Locker**, click the “**Register Key**” button on the Learning Locker toolbar.



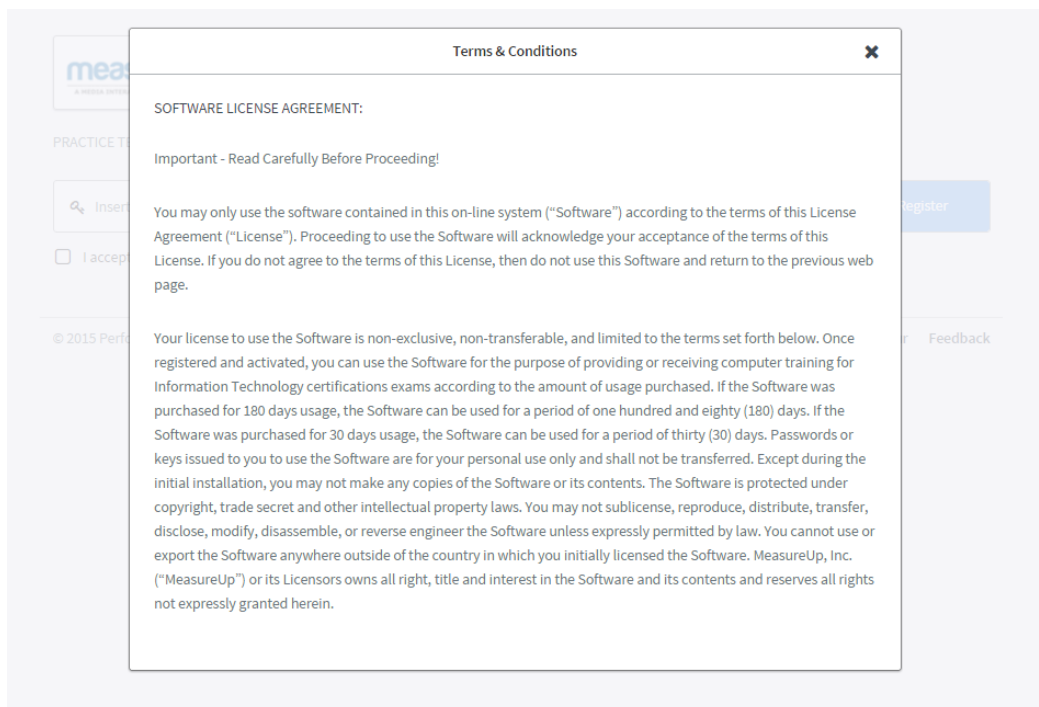
The screenshot shows the MeasureUp Learning Locker interface. At the top, there is a navigation bar with the MeasureUp logo, a menu icon, 'Tests', 'Me', and 'Logout'. Below this is a secondary navigation bar with 'PRACTICE TESTS', 'UPLOAD RESULTS', 'HISTORY', 'REGISTER KEY' (highlighted with a red box and a red arrow), and 'CREATE CUSTOM ASSESSMENT'. There is also a search bar and a 'Filters' dropdown. The main content area displays a grid of assessment cards, each with a title, status, and score. The footer contains copyright information and links for 'Clear cache', 'Knowledge base', 'Take a tour', and 'Feedback'.

Product Installation: Registering a MeasureUp Product Key

3) Read and consent the License Agreement. You can access this Software License Agreement by clicking on “License Agreement” button.



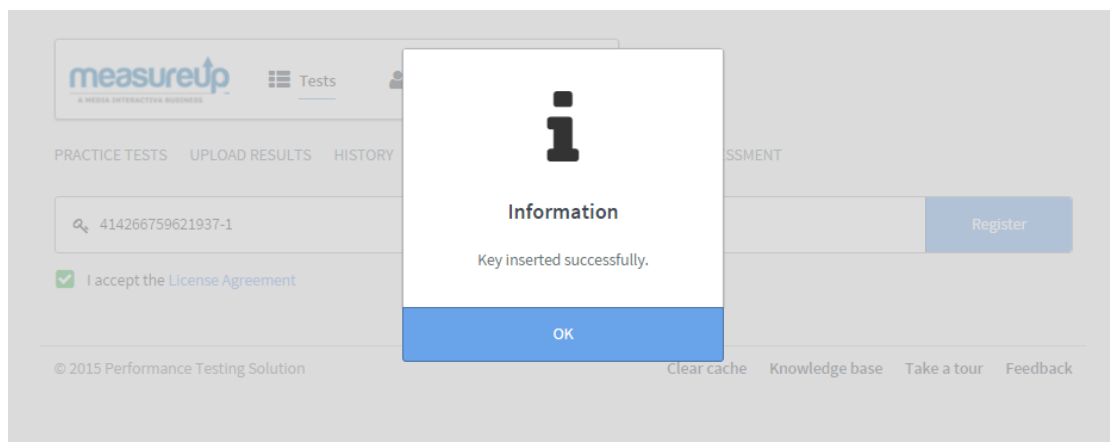
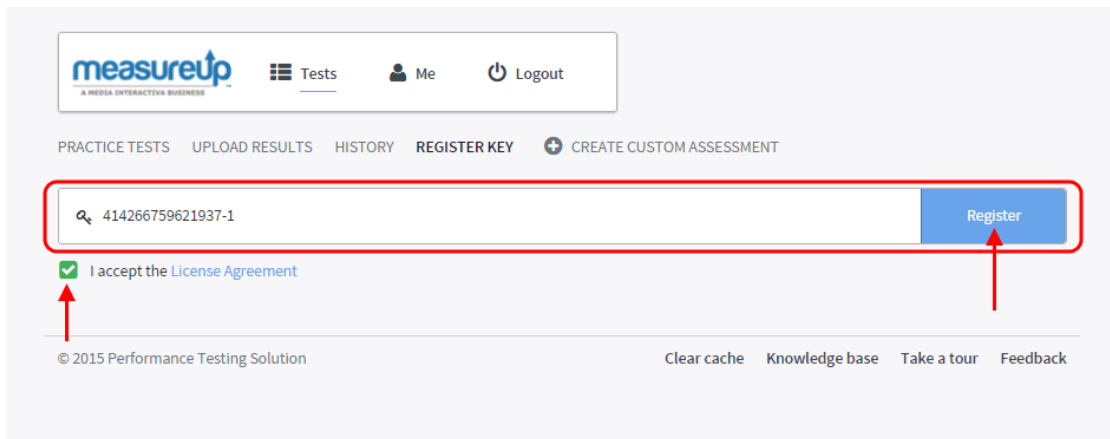
To proceed you must check the consent box.



4) Enter the Product Key in the box exactly as it was provided. Please, do not remove any dashes or substitute any numbers.



5) Click the “Register” button to complete key registration.



6) Return to the Tests view by clicking the “Tests” button on the Learning Locker toolbar. Now your test is available and you can begin. Click the “Begin Test” button of the product you wish to use and follow the instructions.

Still need help? Contact us!



MeasureUp

80 Broad Street

Suite 2103

New York, NY 10004

support@measureup.com

678 356-5000